

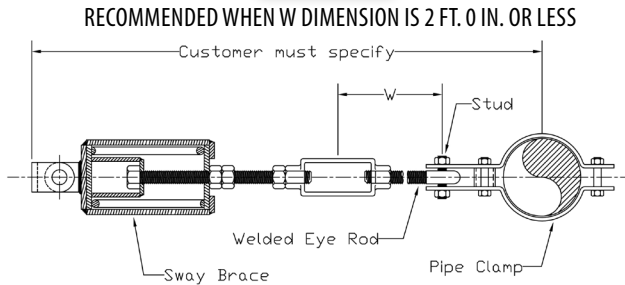


## FIG. 550 & 555

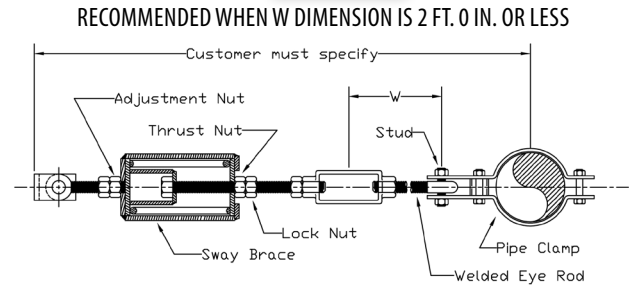
## VIBRATION CONTROL & SWAY BRACE

[www.pipingtech.com/fig550-555](http://www.pipingtech.com/fig550-555)

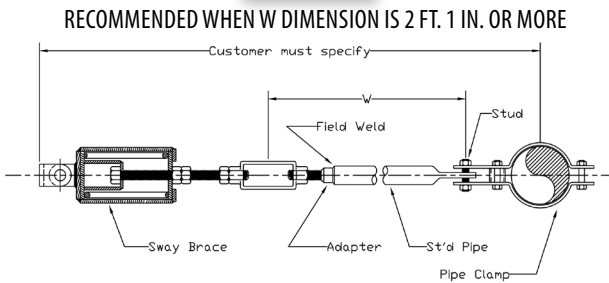
**FIG. 550A**



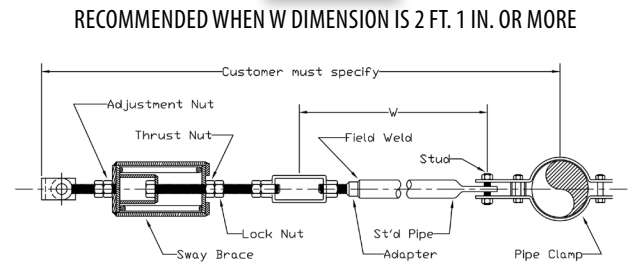
**FIG. 555A**



**FIG. 550B**



**FIG. 555B**



**ORDERING:** Specify figure number, size, description and overall dimension.

NOMINAL PIPE SIZE	SWAY BRACE SIZE	DISTANCE CENTER OF PIPE TO OUTSIDE STUD OF PIPE CLAMP
2	1	5 1/8
2 1/2		5 3/8
3		5 15/16
3 1/2		6 3/16
4	2	6 1/2
5		7
6		8 9/16
8		9 9/16
10	3	10 5/8
12		11 5/8
14		12 11/16
16		13 11/16
18	4	14 11/16
20		15 7/8
24		17 7/8

Dimensions for assemblies for larger pipe sizes available on application.